



## INDIAN AVIATION INDUSTRY

**Domestic passenger traffic reported ~6% YoY growth in June 2024, ~10% higher than the pre-Covid level**

---

### JULY 2024

Shamsher Dewan  
+91 124 4545328  
shamsherd@icraindia.com

Kinjal Shah  
+91 22 6114 3442  
kinjal.shah@icraindia.com

Suprio Banerjee  
+91 22 6114 3443  
supriob@icraindia.com

Karan Gupta  
+91 22 6169 3416  
Karan.gupta@icraindia.com

Roshan Dugar  
+91 20 6606 9924  
roshan.dugar@icraindia.com



## BUSINESS OUTLOOK: STABLE



### Click to Provide Feedback

*ICRA expects the Indian aviation industry to report a similar net loss of Rs. 30-40 billion in FY2025 as seen in FY2024, which is significantly lower than the level of Rs. 170-175 billion in FY2023.*

*The airlines' ability to raise yields proportionate to their input cost increases will be key to expand their profitability margins.*

For June 2024, domestic air passenger traffic was estimated at ~132.8 lakh, ~3.7% lower than ~137.9 lakh in May 2024. However, it grew by ~6.3% on a YoY basis and was significantly higher by ~10.4% than pre-Covid levels. The airlines' capacity deployment in June 2024 was higher than June 2023 by ~7%, but lower by ~3% over May 2024.

For Q1 FY2025, domestic air passenger traffic was ~402.7 lakh with a YoY growth of ~4.4% and was ~14.4% higher than the pre-Covid level of ~352.0 lakh in FY2020. Further, for 2M FY2025, the international passenger traffic for Indian carriers stood at ~53.4 lakh with a YoY growth of ~17.5%, and higher than the pre-Covid level of ~36.0 lakh by 48.1%.

- **Stable outlook on the Indian aviation industry** – ICRA's outlook on the Indian aviation industry is Stable, amid the continued recovery in domestic and international air passenger traffic, with a relatively stable cost environment and expectations of the trend continuing in FY2025. Moreover, the industry witnessed improved pricing power, reflected in the higher yields (over pre-Covid levels) and, thus, the revenue per available seat kilometre–cost per available seat kilometre (RASK–CASK) spread of the airlines. The momentum in air passenger traffic witnessed in FY2024 is expected to continue into FY2025, though further expansion in yields from the current levels may be limited.
- **Sequential decline in ATF prices; although the same remains elevated over pre-Covid levels** – Despite a healthy recovery in air passenger traffic and improvement in yields, the movement of the latter will remain monitorable amid elevated aviation turbine fuel (ATF) prices and depreciation of the INR vis-à-vis the USD over pre-Covid levels, both of which have a major bearing on the airlines' cost structure. Average ATF prices stood at Rs. 103,499/KL in FY2024, which was lower by 14% than Rs. 121,013/KL in FY2023, but significantly higher by 58% than the pre-Covid level of Rs. 65,368/KL in FY2020. In Q1 FY2025, the average ATF price of Rs. 100,776/ KL was higher by 5.4% on a YoY basis. In July 2024, the average ATF price was 97,067/ KL, higher by 0.6% on sequential basis and higher by 4.8% on a YoY basis. Fuel cost accounts for ~30-40% of the airlines' expenses, while ~45-60% of the operating expenses—including aircraft lease payments, fuel expenses and a significant portion of aircraft and engine maintenance expenses—are denominated in dollar terms. Further, some airlines have foreign currency debt. While domestic airlines have a partial natural hedge to the extent of their earnings from international operations, overall, their net payables are in foreign currency. The airlines' efforts to ensure fare hikes, proportionate to their input cost increases, will be the key to expand their profitability margins.
- **Gradual pace of recovery in earnings** – The pace of recovery in industry earnings is likely to be gradual owing to the high fixed-cost nature of the business. ICRA expects the Indian aviation industry to report a similar net loss of Rs. 30-40 billion in FY2025 as seen in FY2024, which is significantly lower than the level of ~Rs. 170-175 billion in FY2023, as airlines continue to witness healthy passenger traffic growth and maintain pricing discipline.

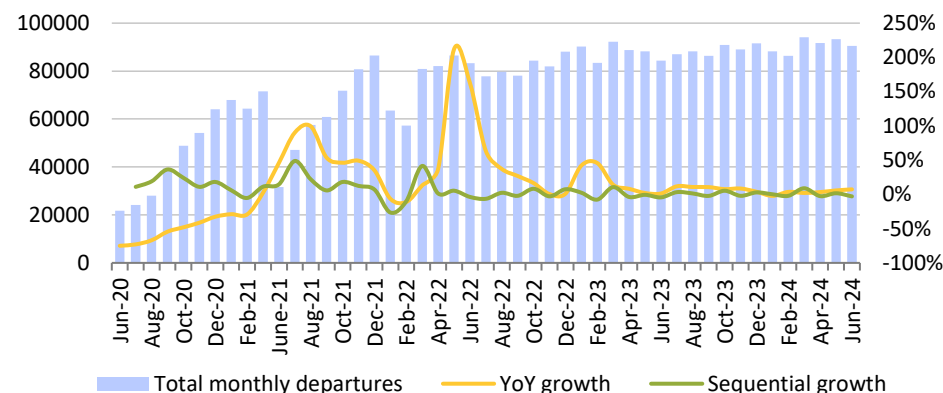
- **Supply chain challenges and engine failure issues impact industry capacity** – The industry has been facing supply chain challenges and issues of engine failures for the Pratt and Whitney (P&W) engines supplied to various airlines. In FY2024, Go Airlines (India) Limited grounded half of its fleet due to faulty P&W engines, thus stalling its operations. InterGlobe Aviation Limited (IndiGo) has also grounded more than 70 aircraft due to the P&W engine issue, as on May 23, 2024, including the powder metal (used to manufacture certain engine parts) contamination factor with its P&W fleet. It is estimated that 24-26% of the total fleet of Indian airlines in operations was grounded by March 31, 2024. Considering the bulk recall of the engines globally by P&W and other existing issues with the original equipment manufacturer's (OEM's) engines, the testing by P&W is likely to take longer, around 250-300 days. This will result in increased operating expenses towards the cost of grounding, increased lease rentals due to additional aircraft being taken on lease to offset the grounded capacity, rising lease rates and lower fuel efficiency (due to replacement by older aircraft taken on spot lease), which will adversely impact an airline's cost structure. However, healthy yields, high passenger load factor (PLF) and partial compensation available from engine OEMs would help absorb the impact to an extent. In the current fiscal, the industry has also faced challenges related to availability of pilot and cabin crew, leading to several flight cancellations and delays. Such issues impact the capacity availability and add to customer grievances.
- **Select airlines face financial distress, stretched liquidity issues** – While some airlines have adequate liquidity and/or financial support from a strong parent supporting their credit profiles, the credit metrics and liquidity profile of others will remain under stress over the near term, despite some improvement relative to the last few years. With half of Go Airlines (India) Limited's fleet grounded due to faulty P&W engines, it faced payment defaults with vendors, aircraft lessors and financial creditors. Consequently, GoFirst filed for insolvency with the National Company Law Tribunal (NCLT), which, in February 2024, extended the deadline for the completion of the resolution process by another 60 days, which ended on April 4, 2024. On April 8, 2024, the NCLT granted a further extension of 60 days till June 3, 2024, to complete the corporate insolvency resolution process (CIRP). On May 1, 2024, the Directorate General of Civil Aviation (DGCA), on the directive of the Delhi High Court Order, deregistered all 54 aircraft of GoFirst.



## Domestic Passenger Traffic: ~6% YoY growth in June 2024, higher by ~10% against pre-Covid level

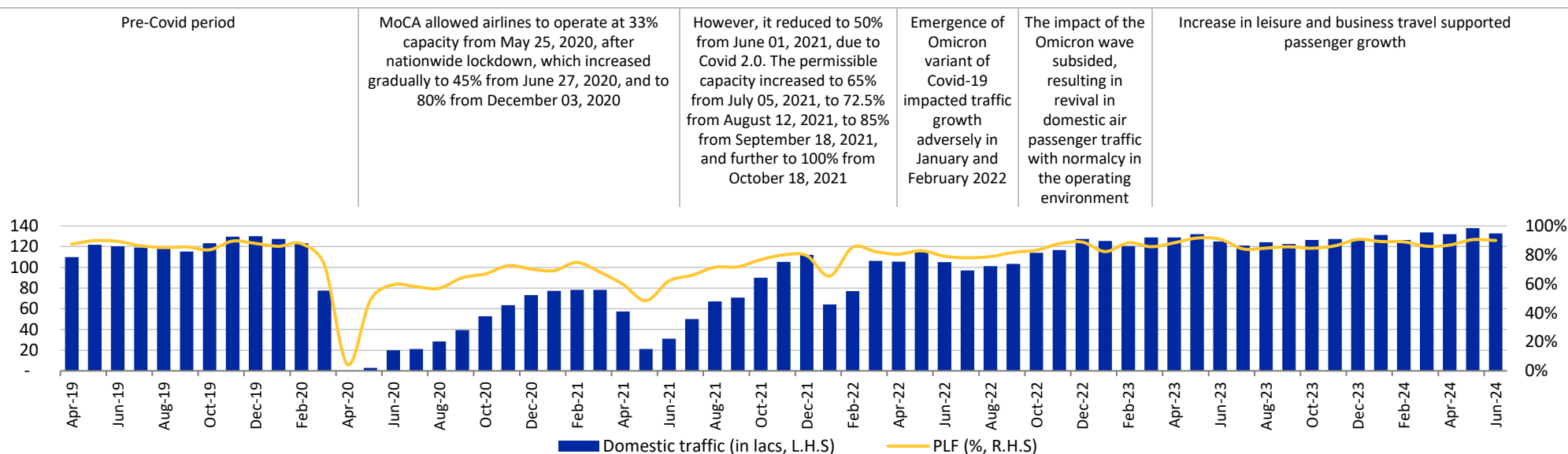
With the onset of Covid 2.0, the Ministry of Civil Aviation (MoCA) had reduced the permissible capacity deployment by airlines on domestic routes to 50% of the pre-Covid level, with effect from June 01, 2021. The increase in the permissible capacity deployment was gradual before the restrictions were removed, with effect from October 18, 2021. The capacity deployment for June 2024 was higher by ~7.3% over June 2023 (90,498 departures in June 2024 against 84,316 departures in June 2023). Further, the number of departures in June 2024 were lower by ~3.0% on a sequential basis.

**EXHIBIT 1: Trend in Capacity Deployment by Domestic Airlines**



Source: MoCA, DGCA, ICRA Research

**EXHIBIT 2: Domestic Passenger Growth & PLF**

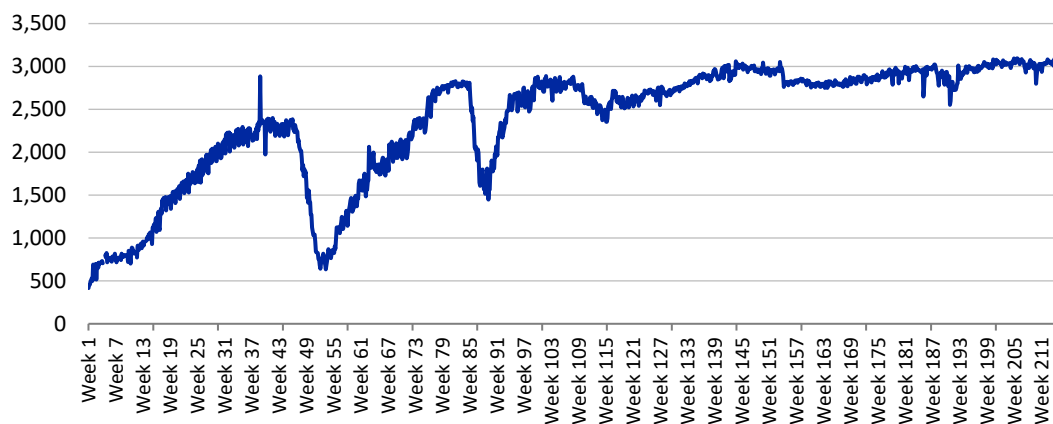


Source: MoCA, DGCA, ICRA Research

For June 2024, domestic air passenger traffic stood at ~133 lakh against ~125 lakh in June 2023, implying a YoY growth of ~6.3%. However, on a sequential basis, domestic air passenger traffic in June 2024 was lower by ~3.7% over May 2024, with reopening of schools from mid-June.

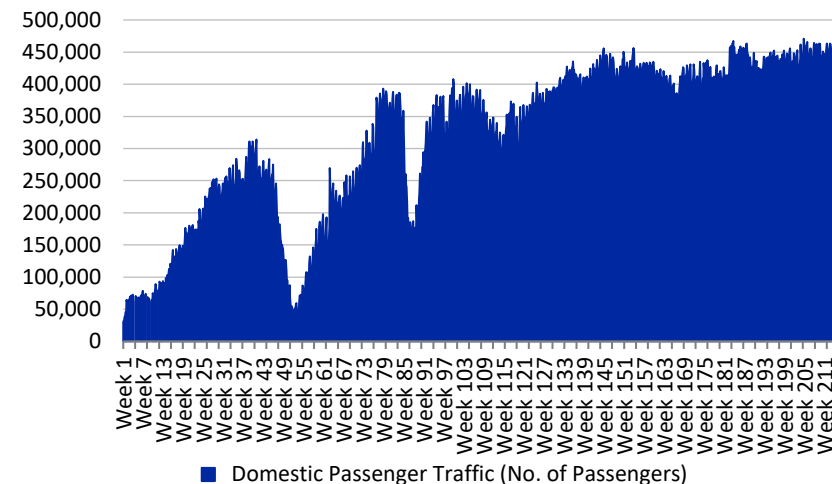
On April 17, 2022, domestic air passenger traffic was 407,975, crossing the 4-lakh daily passenger mark for the first time since the start of the pandemic. Interestingly, April 21, 2024 recorded the highest single-day traffic of 470,751, surpassing the previous historic highs. For June 2024, the average daily departures were ~3,017, higher than the average daily departures of ~2,811 in June 2023; and higher than the average daily departures of ~3,008 during May 2024. The average number of passengers per flight in June 2024 was 147, in line with 148 passengers per flight in June 2023 and May 2024. It is estimated that the domestic aviation industry operated at a PLF of ~90% in June 2024 against 91% in June 2023, and 89% in June 2019 (pre-Covid level).

**EXHIBIT 3: Domestic Daily Flight Departures since May 25, 2020**



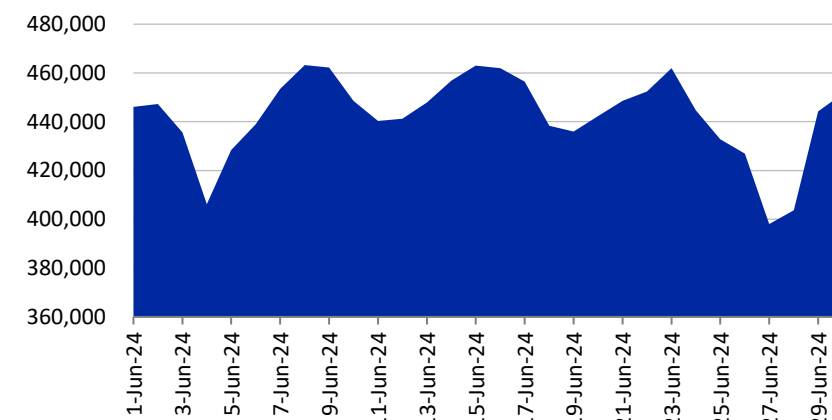
Source: MoCA, DGCA, ICRA Research

**EXHIBIT 4: Daily Domestic Passenger Traffic since May 25, 2020**



Source: MoCA, DGCA, ICRA Research

**EXHIBIT 5: Daily Domestic Passenger Traffic in April 2024**

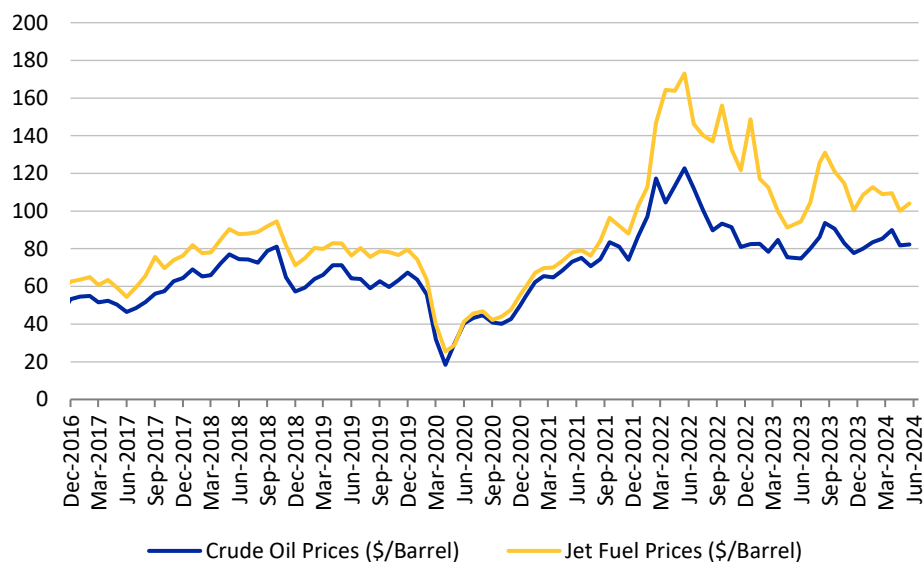


Source: MoCA, DGCA, ICRA Research

## ATF Prices: Higher by ~4.9% YoY in July 2024 and ~0.6% sequentially

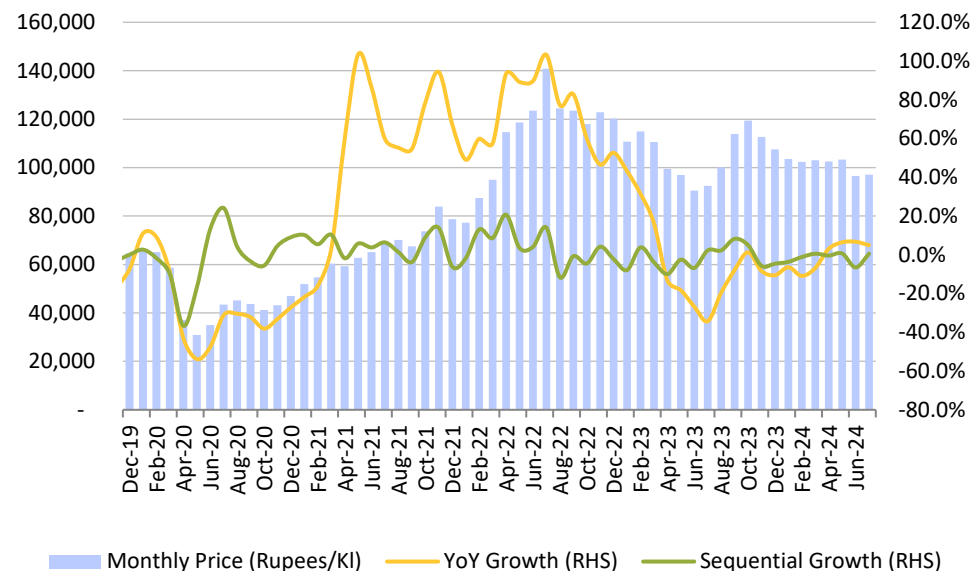
Following the pandemic, crude oil prices declined materially, reaching a low of ~\$19/ barrel in April 2020 (the sharpest decline since Q4 CY2018). However, the prices increased gradually since then and are currently at around \$85 / barrel. The increase is attributable to geopolitical disruptions. Following a YoY decline of 14% in average ATF prices in FY2024, the prices in April 2024 declined by 0.4% sequentially and rose by 0.7% in May 2024. In June 2024, it declined by 6.5% sequentially. However, in July 2024, it rose marginally by 0.6% sequentially. Between April 2023 and March 2024, the ATF prices were lower on a YoY basis, except in October 2023. In April 2024, May 2024, June 2024 and July 2024, the prices were higher by 3.1%, 6.4%, 6.7% and 4.9%, respectively, on a YoY basis.

**EXHIBIT 6: Movement in Crude Oil & Jet Fuel Prices (\$/Barrel)**



Source: International Air Transport Association (IATA), ICRA Research

**EXHIBIT 7: Movement in Jet Fuel Prices**



Source: Indian Oil Corporation Limited, ICRA Research

## ICRA-rated Airline Companies

EXHIBIT 8: Rating Distribution of ICRA-rated Universe of Airline Companies (as on July 9, 2024)

Company Name	Rating Outstanding	Last Rating Action
<b>AIX Connect Private Limited</b>	[ICRA]A1+	Assigned
<b>Interglobe Aviation Limited</b>	[ICRA]A+ (Stable) / [ICRA]A1+	Upgraded
<b>Tata SIA Airlines Limited</b>	[ICRA]A% / [ICRA]A1%	Continues on rating watch with positive implications

Source: ICRA Research; %: Ratings on watch with positive implications



[Click to Provide Feedback](#)

## ABOUT ICRA

ICRA Limited (formerly Investment Information and Credit Rating Agency of India Limited) was set up in 1991 by leading financial/investment institutions, commercial banks and financial services companies as an independent and professional investment Information and Credit Rating Agency.

Today, ICRA and its subsidiaries together form the ICRA Group of Companies (Group ICRA). ICRA is a Public Limited Company, with its shares listed on the Bombay Stock Exchange and the National Stock Exchange.

### **Alliance with Moody's Investors Service**

The international Credit Rating Agency Moody's Investors Service is ICRA's largest shareholder. The participation of Moody's is supported by a Technical Services Agreement, which entails Moody's providing certain high-value technical services to ICRA. Specifically, the agreement is aimed at benefiting ICRA's in-house research capabilities, and providing it with access to Moody's global research base. The agreement also envisages Moody's conducting regular training and business seminars for ICRA analysts on various subjects to help them better understand and manage concepts and issues relating to the development of the capital markets in India. Besides this formal training programme, the agreement provides for Moody's advising ICRA on Rating-products strategy, and the Ratings business in general.

### **The ICRA Factor**

Our services are designed to

- Provide information and guidance to institutional and individual investors/creditors;
- Enhance the ability of borrowers/issuers to access the money market and the capital market for tapping a larger volume of resources from a wider range of the investing public;
- Assist the regulators in promoting transparency in the financial markets;
- Provide intermediaries with a tool to improve efficiency in the funds raising process.

## Business Contacts

### L Shivakumar

Chief Business Officer

E-mail: shivakumar@icraindia.com

022-61693304

### Neha Agarwal

Head – Research Sales

E-mail: neha.agarwal@icraindia.com

022-61693338

### Rohit Gupta

Head Business Development – Infrastructure Sector

E-mail: rohitg@icraindia.com

0124-4545340

### Vivek Bhalla

Head Business Development – Financial Sector

E-mail: vivek.bhalla@icraindia.com

022-61693372

### Vinita Baid

Head Business Development – Corporate Sector - West & East

E-mail: vinita.baid@icraindia.com

033-71501131

### Shivam Bhatia

Head Business Development

Corporate Sector – North & South

E-mail: shivam.bhatia@icraindia.com

0124-4545803

## Media and Public Relations

### Naznin Prodhani

Head - Group Corporate Communications & Media Relations

E-mail: communications@icraindia.com

0124-4545860

## Registered Office

B-710, Statesman House 148,  
Barakhamba Road  
New Delhi-110001  
Tel: +91 11 23357940-45

## Corporate Office

Building No. 8, 2nd Floor,  
Tower A, DLF Cyber City, Phase II,  
Gurgaon - 122 002  
Tel: +91-124-4545300

## Ahmedabad

1809-1811, Shapath V,  
Opp: Karnavati Club,  
S.G.Highway, Ahmedabad - 380015  
Tel: +91 79 4027 1500/501

## Bengaluru 1

'The Millenia', Tower B Unit No. 1004,  
10th Floor, 1 & 2 Murphy Road,  
Bengaluru - 560 008  
Tel: +91 80 4332 6400

## Bengaluru 2

2nd Floor, Vayudooth Chamber  
15-16, Trinity Circle, M.G. Road,  
Bengaluru - 560 001  
Tel: +91 80 4922 5500

## Chennai

5th Floor, Karumuttu Centre  
634, Anna Salai, Nandanam  
Chennai - 600 035  
Tel: +91 44 4596 4300

## Hyderabad

Unit No 1006, 10th Floor, Gowra  
Fountain Head, Patrika Nagar,  
Madhapur, High-Tech City,  
Hyderabad, Telangana – 500081  
Tel: +91 040-69396464

## Kolkata

A-10 & 11, 3rd Floor,  
FMC Fortuna 234/3A,  
A.J.C. Bose Road,  
Kolkata -700 020  
Tel: +91 33 7150 1100/01

## Mumbai

3rd Floor, Electric Mansion  
Appasaheb Marathe Marg,  
Prabhadevi,  
Mumbai - 400 025  
Tel: +91 22 6169 3300

## Pune

5A, 5th Floor, Symphony, S. No. 210  
CTS 3202 Range Hills Road,  
Shivajinagar, Pune - 411 020  
Tel: +91 20 2556 1194

**Email:** [info@icraindia.com](mailto:info@icraindia.com)

**Helpdesk:** 9354738909

**Website:** [www.icra.in/](http://www.icra.in/) [www.lcraesearch.in](http://www.lcraesearch.in)